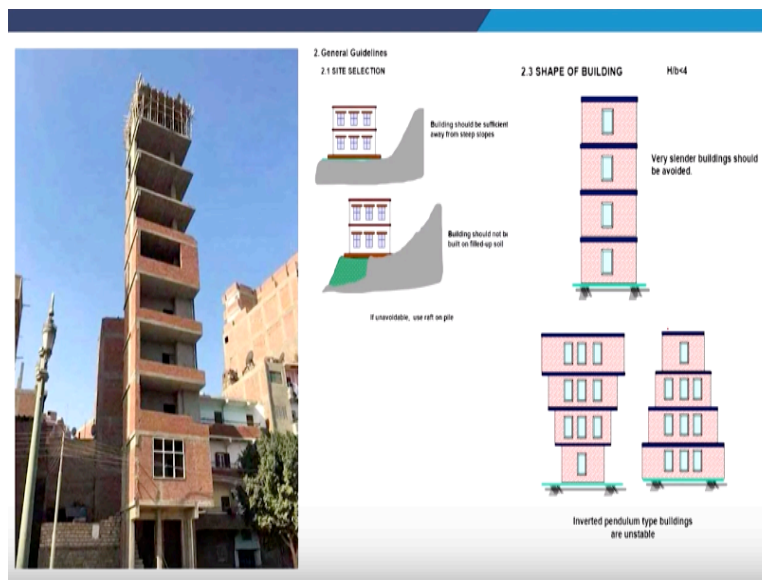


GUIDANCE

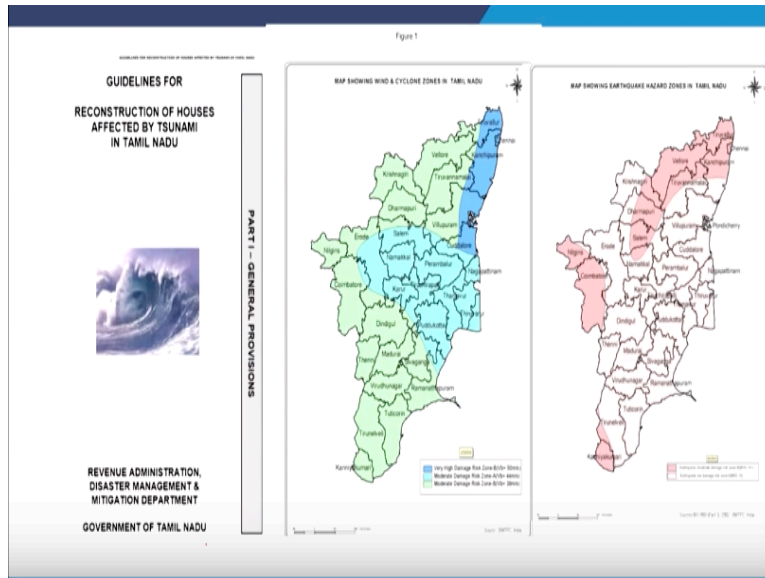
Then we did discuss about the guidance you know, what are the various manuals that has provided guidance, what are the various kind of giving thumb rule directions to the practitioners.

(Refer Slide Time: 27:54)

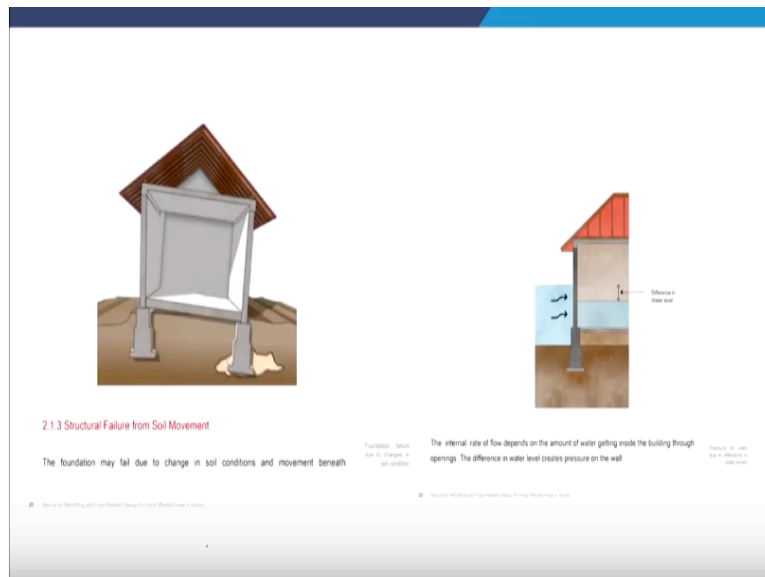


But in reality, though despite of having these what we can see is the reality of these Malakpet Bhuj and how these things are happening because this is where the planning control.

(Refer Slide Time: 28:05)



And again, we did discussed about the guidelines for reconstruction of houses in tsunami.
(Refer Slide Time: 28:10)

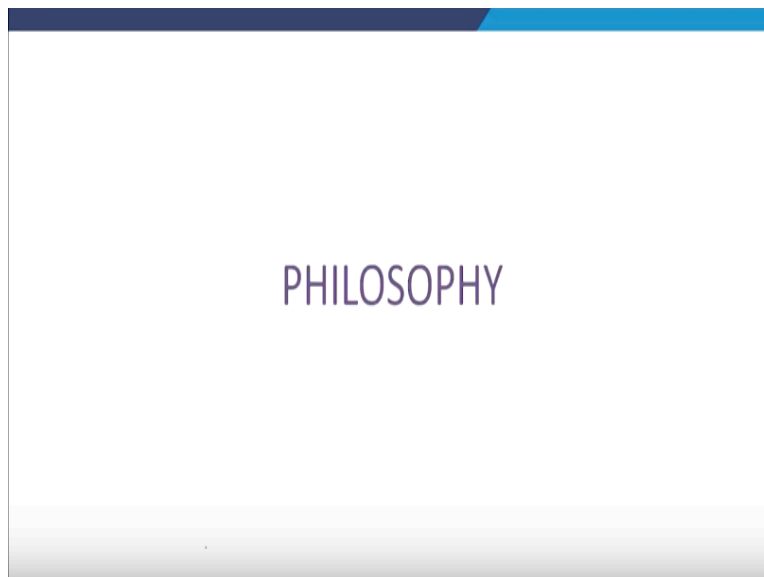


And the recent Kerala floods with Benny Kuriakose have derived in the local language, understanding the local context of it.
(Refer Slide Time: 28:20)



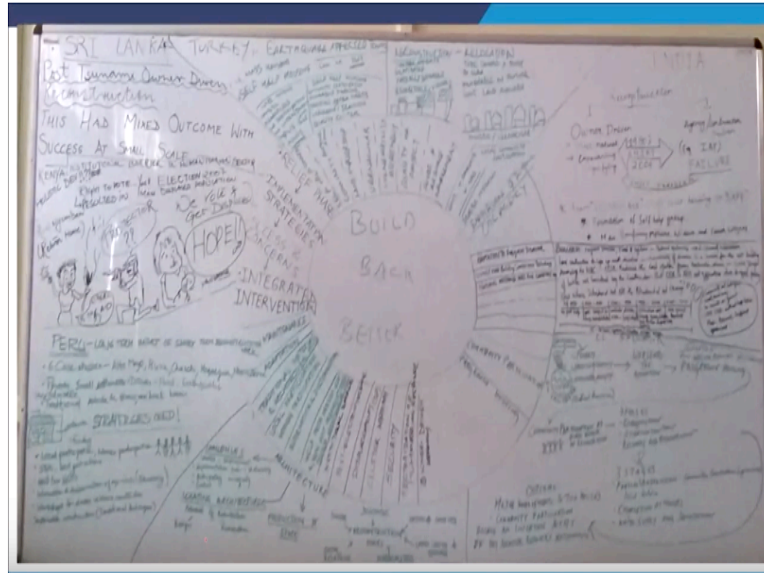
And the CBRIs and the ministry of rural development, how they work on the rural housing technologies, how to validate these rural housing technologies and especially, in the 13 states, which they have already worked on. So, this is we have just briefly gone through it.

(Refer Slide Time: 28:37)



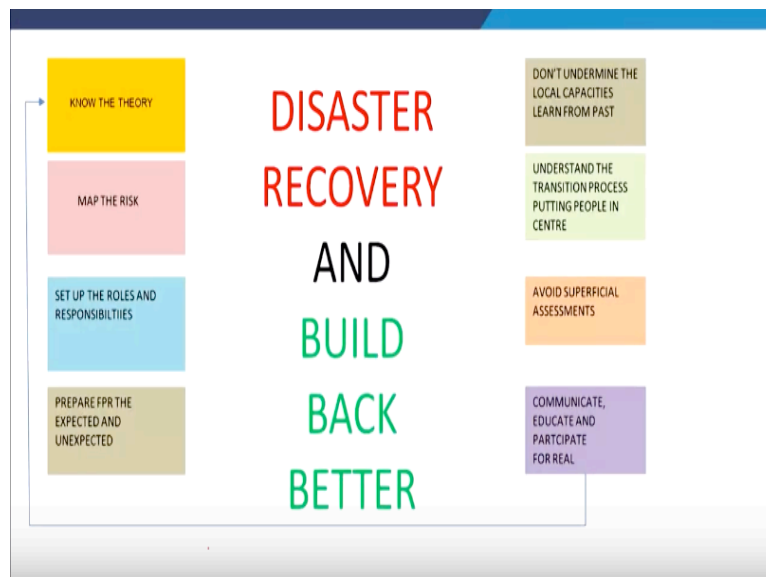
And then, we also addressed about the philosophical content of the education, that is where the HD CHAYYA work on the how the notion of I, we, and our and how it expands from the very essence of I and that is very a realization to the self to the society and that can actually have a major impact on the DRR. So, this and how it is related to architectural orientation and that is where we talked about the pedagogy and in the pedagogy, we did explain about various tools.

(Refer Slide Time: 29:16)



Which I myself have used, adopted in different teaching exercises that is one of the commonly practised to build back better exercise which I tried to do with my students is how they tried to conceptualize the whole learning from different continents in one single sheet playing a role models, role plays and these all different techniques of how, because we need to educate them into the real context, because we have to prepare them for the real context. So now, that is the end of the our summary.

(Refer Slide Time: 29:50)



But now, I will conclude with what we learnt in the same sheet of the same format, disaster recovery and build back better and this course from each module what are our key learnings? In the first module and this recommends, please understand and know the theory first, that will

because theory always can connect you to for a better practice. The second module we also learnt about the mapping techniques, how first map the risk, prioritize the risk.

And then you can it will help you in planning further. Third aspect we talk about the set up the roles, how you organize yourself, understand what is a hierarchical process, what is the understand each of these roles and responsibilities. Then pre-disaster planning, prepare for the expected and sorry this is spelling mistake here, prepare for the expected and also the unexpected, so that is kind of preparation we need to go.

Then in the relief and transition, don't undermine the local capacities because at always at relief phase, obviously undermines that these people doesn't know anything that we have there to help them, but also there are ways how we can, we need to think how what are their relief? I mean capacity, how they can build themselves. Learn from past, what are the learnings that we, sometimes we ignore them at that time of emergency.

And in the reconstruction phase we have to understand the transition process, understand the transition process, putting people in the centre and assessments there are important points which we touched upon the building codes, lack of codes, lack of the regulatory process but make sure that you don't do a very superficial survey because many of the reports only point on the numbers, how many houses we have built but we have to see how it has been adapted.

How it has been successful. So this is one thing, which we have taking away. Then the communication, communicate, educate and participate for the real so, even in the education perspective, in the communication, take things in a realistic way. Otherwise, because you are preparing, even in the students we are preparing for the real issues. So, try to make sure you take it in that approach.

I think that's end of our course and I thank each and every participant for their wonderful participation and we hope to see you in further courses. Thank you very much.